


0445020065 Diesel Fuel Pump **CP3S3 Series** Technical File

SKU: L30000B2B050065

**TopPUMP**  
DIESEL PUMP



## 0445020065 Diesel Fuel Pump CP3S3 Series Technical File

### Content

|  |    |
|--|----|
| 1. 0445020065 Diesel Fuel Pump Introduction .....  | 2  |
| 1.1. 0445020065 Diesel Fuel Pump Basic Information .....                                   | 2  |
| 1.2. 0445020065 Diesel Fuel Pump Common Part Number .....                                  | 2  |
| 1.3. 0445020065 Diesel Fuel Pump Parameters .....  | 2  |
| 1.4. 0445020065 Diesel Fuel Pump Specifications And Dimensions .....                       | 2  |
| 1.5. 0445020065 Diesel Fuel Pump Quality Control .....                                     | 2  |
| 1.6. 0445020065 Diesel Fuel Pump Customization Service .....                               | 3  |
| 1.7. 0445020065 Diesel Fuel Pump Packaging List And Packaging Dimensions .....             | 3  |
| 1.8. 0445020065 Diesel Fuel Pump Testing Standards and Certificates .....                  | 5  |
| 1.9. 0445020065 Diesel Fuel Pump Warranty Instructions .....                               | 5  |
| 2. 0445020065 Diesel Fuel Pump Technical Support .....                                     | 7  |
| 2.1. 0445020065 Diesel Fuel Pump Utilized Location .....                                   | 7  |
| 2.2. Reasons of 0445020065 Diesel Fuel Pump Not Working Normally .....                     | 7  |
| 2.3. Causes of 0445020065 Diesel Fuel Pump Being Damaged .....                             | 8  |
| 2.4. 0445020065 Diesel Fuel Pump Installation .....  | 8  |
| 2.5. 0445020065 Diesel Fuel Pump Storage Standards .....                                   | 9  |
| 2.6. 0445020065 Diesel Fuel Pump Technical Support Obtaining Methods .....                 | 10 |
| 3. 0445020065 Diesel Fuel Pump Purchase And Delivery .....                                 | 10 |
| 3.1. 0445020065 Diesel Fuel Pump Purchase And Payment Term .....                           | 10 |
| 3.2. 0445020065 Diesel Fuel Pump Main Sales Markets .....                                  | 10 |
| 3.3. 0445020065 Diesel Fuel Pump Declaration Requirements .....                            | 10 |
| 3.4. 0445020065 Diesel Fuel Pump Shipping Ways .....                                       | 10 |
| 3.5. 0445020065 Diesel Fuel Pump Delivery Time .....                                       | 10 |
| 3.6. 0445020065 Diesel Fuel Pump Logistics Time for Destination Out of China's Areas ..... | 10 |
| 3.7. 0445020065 Diesel Fuel Pump Shipping Package .....                                    | 11 |
| 4. Company Information .....   | 12 |
| 4.1. Company Introduction .....  | 12 |
| 4.2. Sales Contact Information .....   | 12 |
| 5. Copyright Statement .....   | 13 |



## 0445020065 Diesel Fuel Pump CP3S3 Series Technical File

### 1. 0445020065 Diesel Fuel Pump Introduction

#### 1.1. 0445020065 Diesel Fuel Pump Basic Information

| Title | Common Rail 0445020065 Diesel Fuel Pump CP3S3 Series | Quality         |
|-------|--|-----------------|
| SKU   | L30000B2B050065                                      | Re-manufactured |

#### 1.2. 0445020065 Diesel Fuel Pump Common Part Number

##### (1) Diesel Fuel Pump Exchange Information

| Diesel Fuel Pump Part Number | Car Model | Universal Number | OE Number         |
|------------------------------|-----------|------------------|-------------------|
| 0445020065                   | HIGER     | 0445020291       | G2100-1111100-A38 |

##### (2) Diesel Fuel Pump Application Information

| Vehicle Brand | Engine Model | Production Date | Power (KW) | Horse Power | Emission (L) | Cylinder | Power Source (V) |
|---------------|--------------|-----------------|------------|-------------|--------------|----------|------------------|
| HIGER         | YC4G180-30   | 01/2002 -       | 132        | 180         | 5.2          | 4        | 24               |

##### (3) Diesel Fuel Pump's Common Writing Methods

0445020065, 0 445 020 065, 0445 020 065, 0445020 065, 0 445 020065, 0 445020065

#### 1.3. 0445020065 Diesel Fuel Pump Parameters

Diesel Fuel Pump Adaptation System: Common Rail System

Diesel Fuel Pump Series: CR/CP3S3/L110/30-789S Series

Diesel Fuel Pump Type: High Pressure Pump, CR System

#### 1.4. 0445020065 Diesel Fuel Pump Specifications And Dimensions

Diesel Fuel Pump Size: 30cm\*22cm \*25 cm

Diesel Fuel Pump Net Weight: 7.6kg

Diesel Fuel Pump Gross Weight: 7.7kg

Diesel Fuel Pump Quality: Re-manufactured

Diesel Fuel Pump Package Size: 32cm\*24cm \*27 cm

Diesel Fuel Pump Type: High Pressure Diesel Fuel Pump

Diesel Fuel Pump MOQ: 1 piece

#### 1.5. 0445020065 Diesel Fuel Pump Quality Control

##### (1) Diesel Fuel Pump Testing

All parts of the diesel fuel pump have undergone electrical characteristics testing, precision testing,

high temperature testing, low temperature testing, withstand pressure testing, leakage testing, durability testing, and various working conditions testing.

## (2) Diesel Fuel Pump Installation

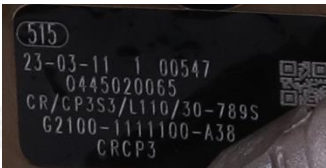


In addition, the diesel fuel pump production and installation process is quality controlled. Our company strictly follows the standard product installation data and product installation steps for installation, such as diesel fuel pump stroke test, diesel fuel pump solenoid valve tightening torque, diesel fuel pump tightening torque.

## (3) Diesel Fuel Pump Inspection

The factory inspection of the diesel fuel pump has undergone three inspections: full inspection, random inspection, and batch inspection. Different brands of test benches are used to test the same diesel fuel pump for a total of no less than three times for factory inspection, and the fuel injector installation testing environment are progressed in dust-free workshop.

### 1.6. 0445020065 Diesel Fuel Pump Customization Service

(1) **Diesel Fuel Pump Customization Service Coverage:** Meet OEM manufacturers' customization needs for shell engraving, logo engraving, diesel fuel pump internal packaging, diesel fuel pump external packaging and labels, etc.

| NO.     | 1  | 2   | 3  |
|---------|--|---|--|
| Picture |  |  |  |
| Name    | Diesel Fuel Pump Shell Engraving   | Diesel Fuel Pump Packaging  | White Label  |

## (2) Diesel Fuel Pump Customization Service Requirements:

The purchase of customized diesel fuel pump is no less than 10 pieces.

The purchase of customized diesel fuel pump boxes is no less than 1000 pieces.




⚠ Customized products involve the need of specify logo, the OEM manufacturer needs to provide trademark authorization and the sample of logo image file.

⚠ Once the customized diesel fuel pump is sold, it can't be returned or exchanged if there is no quality problems.

### 1.7. 0445020065 Diesel Fuel Pump Packaging List And Packaging Dimensions

#### (1) Diesel Fuel Pump Parts List

| NO.     | 1   | 2  | 3   |
|---------|---|--|---|
| Picture |  |  |  |
| Name    | Diesel Fuel Pump Assembly   | Blue Anti-Rust Bag   | Lining  |

|                    |   |  |   |
|--------------------|---|--|---|
| <b>Description</b> | Fuel pump part number:<br>0445020065  | Prevent diesel fuel pump<br>from rusting   | Prevent the diesel fuel<br>pump from being damaged<br>by external forces            |
| <b>NO.</b>         | 4   | 5  | 6   |
| <b>Picture</b>     |  |  |  |
| <b>Name</b>        | Diesel Fuel Pump Packaging Box  | White Label  | Diesel Fuel Pump<br>Protective Cover  |
| <b>Description</b> | Place the diesel fuel pump and<br>accessories                                     | Product Model  | Protect the diesel fuel<br>pump hole from<br>contamination and<br>blockage          |

⚠ Minors are prohibited from using the diesel fuel pump assembly, O-ring, Oil inlet protective cover, diesel fuel pump shell protective cover, oil return protective cover, VCI anti-rust bag, and bubble bag to avoid personal injury.

⚠ O-rings and repair kits are one-time installation accessories and need to be replaced when installed again.

⚠ Oil inlet protective cover, diesel fuel pump shell protective cover, and oil return protective cover are recyclable accessories and can be reused.

⚠ VCI anti-rust bags and bubble bags are non-degradable materials, please dispose of them properly after using.

⚠ The diesel fuel pump and the installation part duct must be treated with appropriate sealing oil during installation.

## (2) Diesel Fuel Pump Packaging Box Size



Pic No.1

| NO. | Name                           | Diesel Fuel Pump Packaging Size (Cm) |
|-----|--------------------------------|--------------------------------------|
| 1   | Diesel Fuel Pump Packaging Box | 32*24*27                             |

#### 1.8. 0445020065 Diesel Fuel Pump Testing Standards and Certificates

www.topdieselpump.com can provide the factory quality inspection test report of each diesel fuel pump to ensure that each diesel fuel pump delivered meets the engine performance indicators.

| BOTEN   |       | 测试报告       |        | 4.05.2019 10:42:09 |  |      |      |      |        |            |    |   |    |       |    |   |    |       |    |           |    |      |       |            |    |     |      |          |    |     |      |          |    |     |     |         |    |
|---|-------|------------|--------|--------------------|--|------|------|------|--------|------------|----|---|----|-------|----|---|----|-------|----|-----------|----|------|-------|------------|----|-----|------|----------|----|-----|------|----------|----|-----|-----|---------|----|
| 企业名称: _____<br>电话: _____ 地址: _____<br>传真: _____ 联系人: _____<br>客户地址: _____ 送检单位: _____<br>电话: _____ 客户姓名: _____<br>传真: _____<br>检测项目: _____<br>合计名称: _____<br>型号-零件号: _____<br>检测商: _____  |       |            |        |                    |  |      |      |      |        |            |    |   |    |       |    |   |    |       |    |           |    |      |       |            |    |     |      |          |    |     |      |          |    |     |     |         |    |
| 检测结果  |       |            |        |                    |  |      |      |      |        |            |    |   |    |       |    |   |    |       |    |           |    |      |       |            |    |     |      |          |    |     |      |          |    |     |     |         |    |
| 检测编号: C045002-00511<br><table border="1"> <thead> <tr> <th>检测项目</th> <th>检测结果</th> <th>标准范围</th> <th>合格/不合格</th> </tr> </thead> <tbody> <tr> <td>EGAR TEST:</td> <td>38</td> <td>4</td> <td>OK</td> </tr> <tr> <td>Back:</td> <td>38</td> <td>4</td> <td>OK</td> </tr> <tr> <td>WFRM:</td> <td>38</td> <td>42.5±16.5</td> <td>OK</td> </tr> <tr> <td>Max:</td> <td>291.5</td> <td>218.5±14.4</td> <td>OK</td> </tr> <tr> <td>TL:</td> <td>28.4</td> <td>25.4±8.5</td> <td>OK</td> </tr> <tr> <td>EL:</td> <td>14.1</td> <td>11.0±4.8</td> <td>OK</td> </tr> <tr> <td>VE:</td> <td>1.2</td> <td>4.5±1.2</td> <td>OK</td> </tr> </tbody> </table> |       |            |        |                    |  | 检测项目 | 检测结果 | 标准范围 | 合格/不合格 | EGAR TEST: | 38 | 4 | OK | Back: | 38 | 4 | OK | WFRM: | 38 | 42.5±16.5 | OK | Max: | 291.5 | 218.5±14.4 | OK | TL: | 28.4 | 25.4±8.5 | OK | EL: | 14.1 | 11.0±4.8 | OK | VE: | 1.2 | 4.5±1.2 | OK |
| 检测项目  | 检测结果  | 标准范围       | 合格/不合格 |                    |  |      |      |      |        |            |    |   |    |       |    |   |    |       |    |           |    |      |       |            |    |     |      |          |    |     |      |          |    |     |     |         |    |
| EGAR TEST:  | 38    | 4          | OK     |                    |  |      |      |      |        |            |    |   |    |       |    |   |    |       |    |           |    |      |       |            |    |     |      |          |    |     |      |          |    |     |     |         |    |
| Back:   | 38    | 4          | OK     |                    |  |      |      |      |        |            |    |   |    |       |    |   |    |       |    |           |    |      |       |            |    |     |      |          |    |     |      |          |    |     |     |         |    |
| WFRM:   | 38    | 42.5±16.5  | OK     |                    |  |      |      |      |        |            |    |   |    |       |    |   |    |       |    |           |    |      |       |            |    |     |      |          |    |     |      |          |    |     |     |         |    |
| Max:  | 291.5 | 218.5±14.4 | OK     |                    |  |      |      |      |        |            |    |   |    |       |    |   |    |       |    |           |    |      |       |            |    |     |      |          |    |     |      |          |    |     |     |         |    |
| TL:   | 28.4  | 25.4±8.5   | OK     |                    |  |      |      |      |        |            |    |   |    |       |    |   |    |       |    |           |    |      |       |            |    |     |      |          |    |     |      |          |    |     |     |         |    |
| EL:   | 14.1  | 11.0±4.8   | OK     |                    |  |      |      |      |        |            |    |   |    |       |    |   |    |       |    |           |    |      |       |            |    |     |      |          |    |     |      |          |    |     |     |         |    |
| VE:   | 1.2   | 4.5±1.2    | OK     |                    |  |      |      |      |        |            |    |   |    |       |    |   |    |       |    |           |    |      |       |            |    |     |      |          |    |     |      |          |    |     |     |         |    |
| 检测商: _____<br>检测日期: _____<br>检测地点: _____  |       |            |        |                    |  |      |      |      |        |            |    |   |    |       |    |   |    |       |    |           |    |      |       |            |    |     |      |          |    |     |      |          |    |     |     |         |    |

Pic No.2

#### 1.9. 0445020065 Diesel Fuel Pump Warranty Instructions



**(1) Product Warranty Conditions And Instructions**

It is necessary to provide pictures, videos, or test reports tested by the diesel fuel pump inspection equipment when the diesel fuel pump is abnormal during use as evidence to feed back to the salesman. Abnormal conditions are properly explained such as: 1.Smoke, 2. Engine shake, 3. Difficulty starting the engine, 4. Engine noise, 5. Oil leakage etc.

**(2) Diesel Fuel Pump Warranty Coverage**

- ① After customer receives the 0445020065 diesel fuel pump within 15 days , if there is a performance failure and the product has no damage on surface, customer can choose to replace it or repair it;
- ② If the 0445020065 diesel fuel pump has performance problems during the warranty period (6-12 months), and it is confirmed to be product's problems after being tested, you can contact our salesmen to replace the same model or a reworked product with the same performance for free;
- ③ If the diesel fuel pump shell has obvious scratches, it can only be repaired and it will be returned as it is if the product is confirmed to be fault-free.

**⚠ Tips: For products not covered by warranty, our company can provide paid maintenance services. For products after paid repaired, the same performance problem will have a free warranty period within 3 months from the date of repairing.**

**(3) Diesel Fuel Pump Is Not Covered By Warranty**

- (1) The warranty period has expired.
- (2) Diesel fuel pump failure caused by high temperature, high pressure, humidity, rain and snow, saline-alkali land, earthquake, and used in abnormal environment.
- (3) Customer disassembles or repairs the diesel fuel pump personally resulting in damage to the diesel fuel pump.
- (4) Diesel fuel pump damage caused by man-made reasons (throwing, strong magnetic field magnetization, set fire).
- (5) Diesel fuel pump failure or diesel fuel pump damage caused by non-diesel fuel pump design, technology, manufacturing, quality and other issues.
- (6) Diesel fuel pump failure due to system pressure exceeding system approved pressure.
- (7) Diesel fuel pump failure caused by system voltage exceeding approved voltage.
- (8) Diesel fuel pump failure caused by impurities (water, lead, aluminum powder, iron powder, sulfide) in the system fuel exceeding the standard requirements.
- (9) Diesel fuel pump failure caused by not installing according to the tightening torque specified in the vehicle engine maintenance manual (the tightening torque is too large or too small).
- (10) Diesel fuel pump failure caused by not following the installation angle specified in the vehicle engine maintenance manual.
- (11) Diesel fuel pump failure caused by not following the cleaning requirements specified in the vehicle engine maintenance manual.
- (12) Diesel fuel pump failure caused by failure to replace consumable parts as specified in the vehicle engine maintenance manual.
- (13) Diesel fuel pump failure caused by not complying with the intake system fit clearance and exhaust system fit clearance requirements specified in the vehicle engine maintenance manual.
- (14) Failure to replace the consumable parts and the fitting clearance of the oil inlet system pipeline and the diesel fuel pump connection in accordance with the fuel intake system specified in the vehicle

engine maintenance manual.

## 2. 0445020065 Diesel Fuel Pump Technical Support

### 2.1. 0445020065 Diesel Fuel Pump Utilized Location

(1) Example: The code of the diesel fuel pump is shown as follows

| NO. | Name                     |
|-----|--------------------------|
| A   | brand, logo, part number |



Pic No.3

### 2.2. Reasons of 0445020065 Diesel Fuel Pump Not Working Normally

- (1) There is air in the oil circuit of the engine fuel system.
- (2) Vehicle diesel fuel pump oil supply system is not normal.
- (3) Engine common rail system oil leakage or pressure limiting valve damage.
- (4) There is a short circuit, cutting out and poor contact in the wiring harness connected to the diesel fuel pump of the vehicle.
- (5) The long-term placement of the diesel fuel pump causes the anti-rust oil to solidify, and the internal components are stuck or the oil holes are blocked.



**⚠ Before installing, carefully check whether other components in the common rail system are damaged so as to prevent the diesel fuel pump from not working properly after being replaced.**

### 2.3. Causes of 0445020065 Diesel Fuel Pump Being Damaged

- ① Failure to follow the engine maintenance manual during disassembly or installation may result in damage to the diesel fuel pump.
- ② The fuel oil used for the vehicle does not meet the standard cause damage to the diesel fuel pump, such as: the water content in the fuel oil exceeds the standard, iron powder, aluminum powder, sulfide impurities exceed the standard, etc.
- ③ The engine is not regularly maintained according to the engine maintenance manual (please refer to the vehicle maintenance manual for the maintenance mileage). For example, failure to replace the lubricating oil of the engine system for a long time will cause abnormal wear of the engine, excessive exhaust gas volume or a large amount of carbon deposits inside the engine. The filter is not replaced during maintenance or the replaced filter cannot reach the original filter standard. all above reasons can cause damage to the diesel fuel pump.
- ④ The abrasion of the oil pump produces iron powder and aluminum powder enter the diesel fuel pump and cause damage to the diesel fuel pump.
- ⑤ The deformation and abrasion of fuel tank result in iron powder or aluminum powder entering the diesel fuel pump and causing damage to it.
- ⑥ The diesel fuel pump is damaged due to replacement or adjustment of the relevant parts of the diesel fuel pump. For example, the valve clearance does not meet the standard after the engine is repaired, the replacement or modification of the wiring harness connected to the diesel fuel pump fails to meet the original standard.
- ⑦ The engine is overheated and overloaded for a long time working results in damage to the diesel fuel pump.
- ⑧ The diesel fuel pump will be damaged naturally at the end of its working life.
- ⑨ The diesel fuel pump is magnetized (diesel fuel pump parts' magnetic exceeded) causing the diesel fuel pump to not work properly.

**⚠ Before replacing the diesel fuel pump, please check the engine parts carefully according to the engine maintenance manual to avoid the diesel fuel pump being damaged again after replacement.**

### 2.4. 0445020065 Diesel Fuel Pump Installation

#### (1) 0445020065 Diesel Fuel Pump Installation Precautions:

(1) The replacement of the diesel fuel pump must strictly follow the electrical system, the approved pressure of the low-pressure fuel intake system, the approved pressure of the high-pressure fuel circuit system, and fuel system replacement consumables requirements (including the low-pressure fuel circuit system filter and the high-pressure fuel circuit) specified in the vehicle engine maintenance manual.

(2) When install the diesel fuel pump, strictly follow the manual of replacement of wearing parts of the fuel system, cleaning requirements for the connection between the fuel system and the diesel fuel pump, the fitting clearance of the diesel fuel pump connection, the installation angle and tightening torque of the diesel fuel pump, the fitting clearance of the intake system, and the fitting clearance of the exhaust system, so that to ensure the service life of the engine and the normal operation of the diesel fuel pump.

(3) When installing the diesel fuel pump on the engine, it is necessary to clean the engine block,

cylinder head and other parts connected to the diesel fuel pump, and ensure that there is no dust, carbon deposits, water, rust spots, etc.

(4) If don't replace new washer shim, it can lead to: deformation of diesel fuel pump, oil leakage and air leakage, which will cause serious damage to the diesel fuel pump and diesel fuel pump to break and cause damage to the engine.

(5) When installing the diesel fuel pump on the engine, please carefully check the components related to the installation of the diesel fuel pump are not deformed, such as the diesel fuel pump pressure plate, screw, diesel fuel pump rod and other accessories, and install it in strict accordance with the operation steps of the engine maintenance manual.

(6) It is forbidden to operate the bare diesel fuel pump for a long time in an environment with serious dust pollution and corrosion to iron products.

(7) It is forbidden to operate the bare diesel fuel pump for a long time in a strong magnetic field environment.

## **2.5. 0445020065 Diesel Fuel Pump Storage Standards**

### **(1) Choose a suitable storage place**

The warehouse and cargo yard where the diesel fuel pumps are stored should be kept clean and dry, and away from the factory buildings that generate harmful gases and dust; do not mix with acid, alkali, salt and other substances; the storage place should have a good drainage system; the cargo yard should be flattened with gravel or furnace ash etc. to enhance the water permeability of the surface layer to keep the reservoir area dry.

### **(2) Strict storage requirements**

Strict inspections should be carried out when the diesel fuel pumps are put into storage, the surface cleaning work should be done well to remove water traces, oil stains, ash and other dirt, remove the rust and do anti-rust treatment in time. Packaged diesel fuel pumps must be protected from damage.

### **(3) Keep the warehouse dry and do moisture-proof work**

The relative humidity is usually below 70% for the diesel fuel pumps placed in the room, and the corrosion of the diesel fuel pumps is significantly reduced.

Fuel pumps must be stored in the warehouse, and they are forbidden to store in the same warehouse with commodities with high water content.

### **(4) Reasonable stacking**

After the diesel fuel pump is exposed to rain, the corrosion rate will increase significantly. The purpose of sealing is to isolate the diesel fuel pump from rainwater and humid air, so the warehouse window should be checked in time to avoid rainwater entering the warehouse.

If the diesel fuel pump package is damaged, it should be repaired or replaced; when the package is damp, the packaging material should be dried; if the original anti-corrosion and oil applied at the factory is found to be damaged or dried up, it should be cleaned and re-applied oil in time.



**It is forbidden to leave the diesel fuel pump exposed in the air for a long time.**



**It is forbidden to store acid, alkali, salt and other substances together with the diesel fuel pump.**

**⚠** The unpacked diesel fuel pump must be rust-proof during secondary storage.

## 2.6. 0445020065 Diesel Fuel Pump Technical Support Obtaining Methods

- (1) Diesel Fuel Pump Technical Data: <https://www.topdieselpump.com/download/>
- (2) Diesel Fuel Pump Technical Videos: <https://www.topdieselpump.com/videos/>
- (3) Diesel Fuel Pump Encyclopedia: <https://www.topdieselpump.com/category/news/encyclopedia/>

## 3. 0445020065 Diesel Fuel Pump Purchase And Delivery

### 3.1. 0445020065 Diesel Fuel Pump Purchase And Payment Term

**Payment Method:** T/T, Paypal, Alipay, WeChat

**⚠** Please contact our salesmen for specific payment information.

### 3.2. 0445020065 Diesel Fuel Pump Main Sales Markets

**Main Sales Markets Of Diesel Fuel Pump:** Asia, Europe, North America, South America, Africa etc.

### 3.3. 0445020065 Diesel Fuel Pump Declaration Requirements

We can assist customers by providing the following documents for import customs clearance: contract, invoice, packing list, bill of lading, insurance policy, certificate of origin, etc.

### 3.4. 0445020065 Diesel Fuel Pump Shipping Ways

**Destination in China areas:** SF Express, Debon Express, the corresponding logistics company can be provided according to customer requirements in special cases.

**Destinations out of China's areas:** DHL, UPS, FedEx, TNT air, ocean or other shipping methods required by customers.

### 3.5. 0445020065 Diesel Fuel Pump Delivery Time

**Delivery Time:** Send out within 3 – 7 working days after receiving payment (Except for special products and special cases).

### 3.6. 0445020065 Diesel Fuel Pump Logistics Time for Destination Out of China's Areas

**DHL Logistics Time:**

| Place Of Departure | Hong Kong | Other Countries Or Regions In Asia | Australia and New Zealand | Europe | America   | Other Countries |
|--------------------|-----------|------------------------------------|---------------------------|--------|-----------|-----------------|
| China Mainland     | 7 Days    | 7 Days                             | 8 Days                    | 8 Days | 8-12 Days | 7-10 Days       |

**UPS Logistics Timeliness: Country or region of origin: Mainland China**

| Country of Destination | Estimated Arrival Time | Country of Destination | Estimated Arrival Time | Country of Destination | Estimated Arrival Time |
|------------------------|------------------------|------------------------|------------------------|------------------------|------------------------|
| Japan                  | 3 Days                 | Britain                | 5-7 Days               | Egypt                  | 5-7 Days               |
| Turkey                 | 5-7 Days               | Singapore              | 3 Days                 | Switzerland            | 5-7 Days               |
| Bahrain                | 5-7 Days               | Latvia                 | 7-10 Days              | New Zealand            | 7-10 Days              |
| Sri Lanka              | 5-7 Days               | Thailand               | 3 Days                 | Austria                | 5-7 Days               |



|             |           |             |           |                      |           |
|-------------|-----------|-------------|-----------|----------------------|-----------|
| Romania     | 5-7 Days  | Vietnam     | 3-5 Days  | Estonia              | 5-7 Days  |
| Malaysia    | 3-5 Days  | Israel      | 5-7 Days  | Mexico               | 7-10 Days |
| France      | 5-7 Days  | USA         | 5-7 Days  | United Arab Emirates | 5-7 Days  |
| Italy       | 5-7 Days  | Netherlands | 5-7 Days  | Bengal               | 7-10 Days |
| Lebanon     | 5-7 Days  | Philippines | 3-5 Days  | Greece               | 7-10 Days |
| South Korea | 3 Days    | Spain       | 5-7 Days  | Myanmar              | 5-7 Days  |
| Canada      | 5-7 Days  | Germany     | 5-7 Days  | Saudi Arabia         | 7-10 Days |
| Portugal    | 5-7 Days  | Australia   | 5-7 Days  | South Africa         | 7-10 Days |
| Denmark     | 5-7 Days  | Belgium     | 5-7 Days  | Ukraine              | 7-10 Days |
| India       | 7-10 Days | Qatar       | 7-10 Days | Poland               | 5-7 Days  |
| Indonesia   | 3-5 Days  | Morocco     | 7-10 Days | Pakistan             | 7-10 Days |
| Kuwait      | 7-10 Days | /           | /         | /                    | /         |

⚠ The logistics time is for reference only, subjects are according to the actual arrival.

### 3.7. 0445020065 Diesel Fuel Pump Shipping Package

**Domestic express packaging:** Usually wrapped in waterproof scotch tape, such as picture No.1.




**International express packaging:** Wrapped with waterproof yellow tape after wrapping the black protective film, such as picture No. 2.

**Pallet Shipping:** Use fumigation free and recycling trays that meet export requirements, and use white wrapping protective film to wrap and bind with cable ties for the outside, such as picture No. 3, also, the products can be packaged according to customers' requirements.

⚠ The packing tray is made of plastic and can be recycled.

⚠ Transparent tape, yellow tape, black wrapping protective film, white wrapping protective film are non-degradable materials, please dispose of them properly.

⚠ Minors are prohibited from using transparent tape, yellow tape, black wrapping protective film, and white wrapping protective film to avoid personal injury.

| No.         | 1   | 2  | 3  |
|-------------|---|--|--|
| Image       |  |  |                   |
| Name        | Domestic Express Packaging  | International Express Packaging  | Pallet Shipping  |
| Description | Wrapped with transparent tape   | Wrapped with yellow tape after wrapping black protective film                        | Use pallet that meet export requirements, and use white wrapping protective film to wrap and bind with |

|  |  |  |            |
|--|--|--|------------|
|  |  |  | cable ties |
|--|--|--|------------|

#### 4. Company Information



Pic No.4

##### 4.1. Company Introduction

**Mobile Phone/WeChat:** +86-13410541523

**Hong Kong Mobile Phone:** +852-67653519

**Tel:** +86-755-23215133

**Shenzhen Office:** 11-12, Floor 14, Building 13, Qinchengda Building, Exit A, Honglang North Subway Station, Bao'an District, Shenzhen, China Mainland

**Shenzhen Office:** Exit C, Qiao Touxu Metro Station, No. 66 Chongqing Road, Fuhai Avenue, Bao'an District, Shenzhen, China Mainland

**Hong Kong Office:** Jianfa Street Industrial Zone, Tuen Mun, New Territories, Hong Kong, China

**After-Sales Service Address:** Please contact our salesmen to obtain and provide the corresponding product maintenance reasons (Reference: [1.9. 0445020065 Diesel Fuel Pump Warranty Instructions](#) )

##### 4.2. Sales Contact Information

| Name | WeChat/Whatsapp |
|------|-----------------|
| Ruby | +86-13410541523 |

## 5. Copyright Statement

This material "*0445020065 Diesel Fuel Pump CP3S3 Series Technical File*" is copyrighted by [www.topdieselpump.com](http://www.topdieselpump.com) and Shenzhen Shumatt Technology Co., Ltd. Any use, including copying, distributing, modifying, or creating derivative works, is prohibited without prior written permission.

When using the material with permission, please ensure to include the following details: the name of the copyright holder ([www.topdieselpump.com](http://www.topdieselpump.com)), the title of the work ("*0445020065 Diesel Fuel Pump CP3S3 Series Technical File*"), and a hyperlink to the original source page on our website, if applicable.

The copyright holder reserves the right to pursue legal action against any individual or entity that infringes upon these rights. This notice is intended to protect the intellectual property of the copyright holder and to ensure that the material is used in a manner that respects and upholds copyright laws.

For any inquiries about using the passage, please contact [hison@shumatt.com](mailto:hison@shumatt.com).